

5 Things to Know For the First Day of School

1 Online Verification of Student Information

Rockwood offers online verification of student information for parents who have an Infinite Campus Parent Portal account. Parents may complete one application for all children in the family. The online enrollment and census verification can be completed at your convenience on a computer, laptop or tablet.

 www.rsdmo.org/discover/enrollment

2 Pay for Breakfast and Lunch

MySchoolBucks offers parents a secure, online system for school meals. You can make online payments, check balances and set up automatic notifications when the balance gets low.

 www.rsdmo.org/departments/childnutrition

3 Find Your Bus Stop and Route

Rockwood Transportation offers an online information system, e-Link, allows parents to find their student's neighborhood bus stop and route. Check the system and note any changes prior to the first day of school.

 www.rsdmo.org/departments/transportation

4 Sign Up to Receive Text Messages

Get text messages from your principal and school district. Text the word "YES" to 67587 from each wireless device on which you wish to receive texts. This phone number must be included in your family's contact information in Infinite Campus.

 www.rsdmo.org/parents/connect

5 Check Out Google Calendars

View all your children's school calendars. Plus, you can sync the Rockwood calendar to your smartphone. You'll never miss out on an event!

 www.rsdmo.org/parents/calendar

Rockwood School District

Infinite Campus Parent Portal




For Elementary School Students:

Find grade cards, progress reports and attendance!

For Middle and High School Students:

Find grade cards, schedules and assignments!

So how do I set up an Infinite Campus Parent Account?

| | |
|--|---|
|  <p>Browse to the Portal</p> | <p>Go to the Infinite Campus log in page. Look for the Infinite Campus icon on your school website. Click the Parents & Students button.</p> |
|  <p>Enter your Activation Key</p> | <p>You are now on the Campus Portal page. Select the link after <i>"If you have been assigned a Campus Portal Activation Key..."</i>. Enter the Portal Activation Key and click Submit.</p> |
|  <p>Create a username and password</p> | <p>Enter an alphanumeric username, and then enter an alphanumeric password. You'll re-enter the password, and click the Create Account button. The first time you log-in you will be asked to provide an email address for security purposes. Re-enter the email address and then enter your portal password.</p> |


 Need more help? Email portalhelp@rsdmo.org

Rockwood School District

Online Verification of Student Information


Each year, parents verify information for their children attending Rockwood schools. It is a required step to ensure we have the most up-to-date information for all students.

Rockwood offers online verification of student information. Parents may complete one application for all children in the family. The online enrollment and census verification can be completed at your convenience on a computer, laptop or tablet. Smartphones are not supported devices at this time.



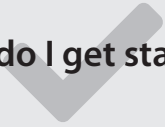
What do you need?

Rockwood parents must have an Infinite Campus Parent Portal account for the online verification process. If you do not have an Infinite Campus Parent Portal account, or if you have forgotten your username and/or password, email Infinite Campus Portal Help at portalhelp@rsdmo.org or call (636) 733-1111.



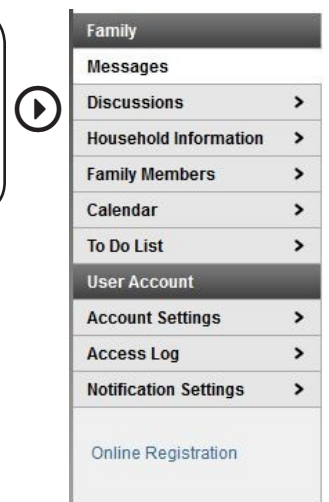
What information and documents are required?

- Updates to family and emergency contact information.
- Health records: Medically documented immunization records, as well as health physicals and medical records.
- If you've moved, proofs of residency are required. You can find a list of required documentation for residency on the Rockwood website: www.rsdmo.org/discover/enrollment.



How do I get started?

Begin the online verification process by logging into the Infinite Campus Portal and selecting "Online Registration" in the left navigation menu.



Would you rather submit paper copies in-person?

Yes, elementary parents may bring their information and paper copies to their school office after August 2nd. For parents who do not have access to an appropriate device, you are welcome to come to your student's school to use our computers for enrollment or census verification. Assistance will be available.

 **Need more help? Call your school office or (636) 733-1111**



Parent Pay Online

Rockwood families have the opportunity to pay for their child's school fees online, as well as obtain cash receipts and view their payment history of school purchases.

Use it for...



Athletics



Field Trips



Spirit Wear



AP Exams



Supplies

Look for the Online Payments web button on your school website or visit:

<https://mo-rockwood.intouchrecepting.com>

First-Time Users

You must have an established Infinite Campus account to use Parent Pay Online.

1. Browse to Parent Pay Online as noted above.
2. Select Parent/Guardian Account Registration.
3. Enter the email address or username associated with your Infinite Campus account.
4. An email will be sent to you. Use the link provided to set up a password.

Returning Users

You must have set up a password for Parent Pay Online.

1. Browse to Parent Pay Online.
2. Enter your Infinite Campus username.
3. Enter the password you set up for Parent Pay Online.
4. Select which student you are wanting to shop for.
5. Start shopping for school items!



Need more help? Visit www.rsdmo.org/departments/finance

Rockwood School District

Free and Reduced-Price School Meals

Ensuring All Children Have Healthy Meals

Free and reduced-price school meals are provided to children whose families meet certain income standards. Apply today to ensure your child has a healthy meal at school every day.

Not Sure If Your Child is Eligible?

Income eligibility guidelines are available online for each school year to help you determine eligibility based upon your household size and income level. Find out the guidelines on the Rockwood website: www.rsdmo.org/departments/childnutrition

When Should I Apply?

Applications may be submitted any time during the school year. The information provided on the application is confidential and will be used only for the purpose of determining eligibility for students for free and reduced-priced school meals.

How Do I Apply?

- Complete an application on the school district's website and submit.
- Pick up an application at your child's school office, fill it out and return it to the school.
- Find more information on the Rockwood Mobile App.

Learn more about the National School Lunch Program:

The National School Lunch Program (NSLP) is a federally assisted meal program operating in public schools. It provides nutritionally balanced, low-cost or free lunches to children each school day. The program was established under the National School Lunch Act, signed by President Harry Truman in 1946.

 Need more help? Call your school office or visit www.rsdmo.org/departments/childnutrition

Rockwood School District



THE ROCKWOOD APP

DOWNLOAD FOR FREE TODAY!



Apple and the Apple logo are trademarks of Apple Inc., registered in the U.S. and other countries. App Store is a service mark of Apple Inc., registered in the U.S. and other countries. Google Play and the Google Play logo are trademarks of Google LLC.



Grades & Assignments



School Calendars



Important Notifications



Tipline for Safety Concerns



Lunch Menus & Balances



Staff Directory

...and much more!

Rockwood



School District