

Infinite Campus Parent Portal





For Elementary School Students:

Find grade cards, progress reports and attendance!

For Middle and High School Students:

Find grade cards, schedules and assignments!

So how do I set up an Infinite Campus Parent Account?

 <p>Fill out a Parent Access Request Form</p>	<p>If you are new to Rockwood or haven't set up an account, first print and complete a Parent Access Request Form. It can be found at http://bit.ly/RockwoodIC</p> <p>Take the completed form along with a photo ID to your school's office.</p>
 <p>Browse to the Portal</p>	<p>Once you've completed and turned in a Parent Access Request Form, your school will give you an Infinite Campus Activation Key. Go to the Infinite Campus log in page. Look for the Infinite Campus icon on your school website. Click the Parents & Students button.</p>
 <p>Enter your Activation Key</p>	<p>You are now on the Campus Portal page. Select the link after "<i>If you have been assigned a Campus Portal Activation Key...</i>".</p> <p>Enter the Portal Activation Key and click Submit.</p>
 <p>Create a username and password</p>	<p>Enter an alphanumeric username, and then enter an alphanumeric password. You'll re-enter the password, and click the Create Account button. The first time you log-in you will be asked to provide an email address for security purposes. Re-enter the email address and then enter your portal password.</p>

 Need more help? Email portalhelp@rsdmo.org

Rockwood School District